



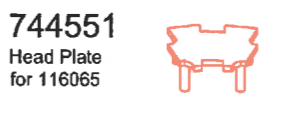

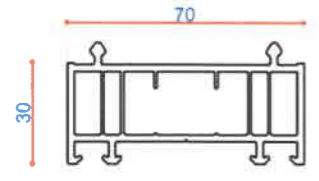







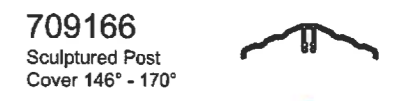
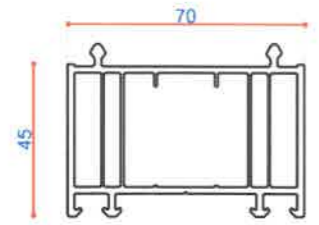
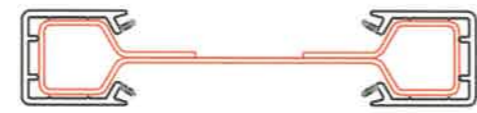




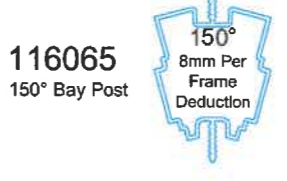

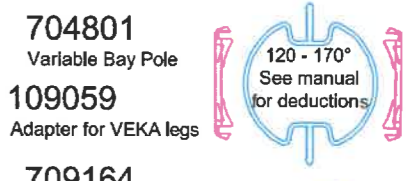
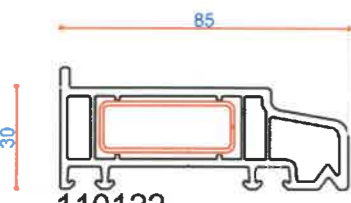
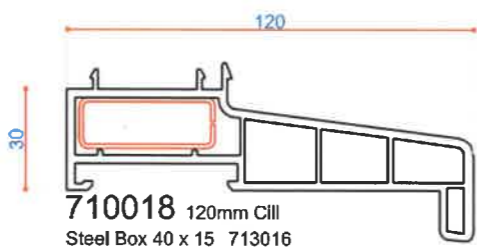
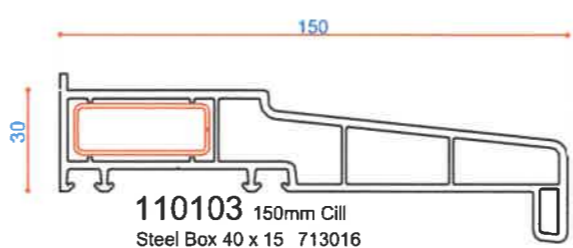







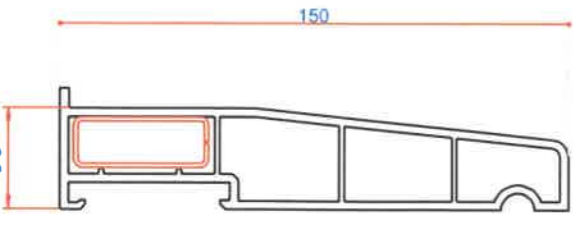
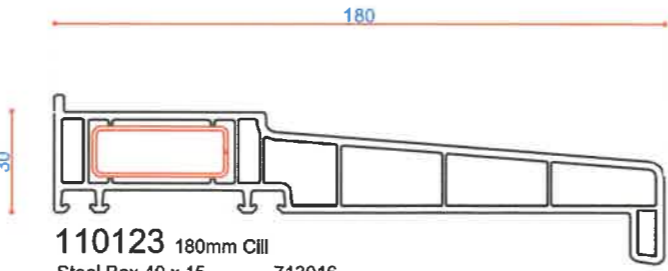
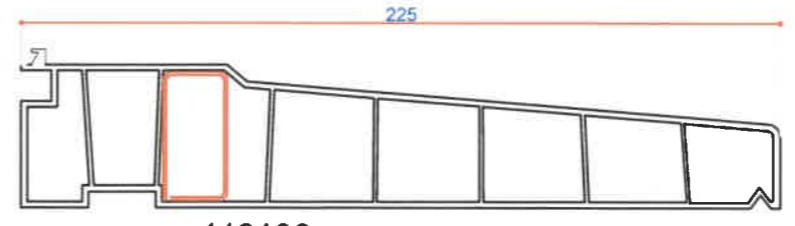







 <p>114063 15mm Frame Ext</p>	 <p>115117 20mm Coupler Plain cover 716323</p>	 <p>116058 Plain 2mm H Coupler</p>	 <p>744550 Head Plate for 116064</p>	 <p>744783 Head/Base Plate for 116063</p>	 <p>744551 Head Plate for 116065</p>	 <p>744549 Head Plate for 704801</p>			
 <p>114061 30mm Frame Ext 38 x 15mm Steel Box 113073</p>	 <p>104474 6mm Aluminium Coupler PVC Cover 709126</p>	 <p>709177 Coupling Nut Cover</p>	 <p>116030 Concealed Coupler (VEKA Only)</p>	 <p>116217 2mm Coupler (VEKA Only)</p>	 <p>709168 Sculptured Post Cover 120°-145°</p>	 <p>709162 90° Sculptured Post Cover</p>	 <p>709166 Sculptured Post Cover 146°-170°</p>	 <p>709166 Sculptured Post Cover 146° - 170°</p>	
 <p>114062 45mm Frame Ext 38 x 30mm Steel Box 113271</p>	 <p>113112 Dogbone Coupler Covering Profile 116012</p>	 <p>113128 Plant On Steel Box</p>	 <p>709164 Post Cover Small</p>	 <p>116064 135° Bay Post</p>	 <p>116063 90° Bay Post</p>	 <p>116065 150° Bay Post</p>	 <p>709164 Post Cover Small</p>	 <p>704801 Variable Bay Pole</p>	
 <p>110122 85mm Cill Steel Box 40 x 15 713016 End Caps 109258</p>	 <p>710018 120mm Cill Steel Box 40 x 15 713016 End Caps 709022</p>	 <p>110103 150mm Cill Steel Box 40 x 15 713016 End Caps 109006 Straight Coupler 109010 90 Deg Coupler 109089 135 Deg Coupler 109084</p>	 <p>709824 Georgian Bar</p>	 <p>709191 Georgian Bar</p>	 <p>709122 Georgian Bar</p>	 <p>709189 Georgian Bar</p>	 <p>709183 Cruciform Cover molding for (709189) Georgian Bar.</p>	 <p>109130 34mm Georgian Bar</p>	 <p>744556 Transfer Stud Used in conjunction with head/base plates for load bearing applications.</p>
 <p>710040 150mm Flat Cill Steel Box 40 x 15 713016 End Caps 709138</p>	 <p>110123 180mm Cill Steel Box 40 x 15 713016 End Caps 109647 Straight Coupler 109259</p>	 <p>110106 225mm Cill Steel U Channel 38 x 19 113317 Steel Box 38 x 20 113245 End Caps 109647</p>	 <p>109030 Bevelled Weather Bar</p>	 <p>109140 Weather Bar End Cap</p>	 <p>709192 Weather Bar</p>	 <p>709223 Weather Bar End Cap</p>	 <p>744557 Load Transfer Base Plate</p>		
<p>1mm x 16.5mm Tape (For 20mm Georgian Bar) 744615.000100 White 744615.001000 Black</p>		<p>2mm x 30mm Tape (For 34mm Georgian Bar) 146106.000100 White 146106.001000 Black</p>		<p>52104 mtrs</p>  <p>709034 Halo Head Drip</p>	<p>13650 mtrs</p>  <p>109230 VEKA Head Drip</p>				
<p>REDESIGN AS NEW PART / PRODUCT UPGRADE.</p>									